



Analytics and Business Reporting

Create flexible, customized financial reports in Microsoft Excel.

F9 is a Financial Intelligence tool which works with over 40 accounting systems. F9 integrates live data from the G/L into Excel, creating a powerful platform for producing custom financial reports and reporting solutions such as Executive Information Systems.

You know Excel...You know F9!

F9 extends Excel's functionality by adding new features, formulas and commands that are specifically designed to access and analyze your General Ledger. By accessing the G/L, F9 offers tremendous options for financial analysis, forecasting, budgeting and planning. Leverage your knowledge of Excel to get started with F9 immediately.

Wizards

F9 provides a number of Wizards to assist you in creating your reports and analyses. From a step-by-step Report Wizard to a GL Function Wizard, these tools are designed to help you become productive immediately.

Consolidations

Dynamic consolidated reports: flexible, fast effective. F9 can consolidate general ledgers that do not share the same account structures or are from different accounting systems.

Report on Any Date Range

Many businesses require reporting for other than standard fiscal periods. With F9, you can create reports for any date range you want; a day, a week, a weekend - whatever makes sense for your business.

Drill Down

Drill down to the root of any balance in any report. You can make use of the drill results for trend analysis or other purposes.

Report Analysis

If your report won't balance, the "Analyze" command will scan the entire document and tell you which accounts are missing or duplicated.

Production Reporting

Create a full-featured production reporting interface for generating consistent reports on a monthly, weekly or even daily basis. Once you determine your reporting needs, use F9's functionality to define and design the report. Use graphics and drop-down menus to provide an easy to use, professional interface.

Executive Information Systems

By combining F9 functionality with advanced Excel features and VBA you can create sophisticated reporting environments, allowing users push-button ease of use.

Live Access

Consolidations

Multicurrency

Drill Down

Report Wizard

Report Analysis

Report Audit

Financial Entities

Budgeting

Access live G/L data in Microsoft® Excel.





SOLUTIONS

Control

Easily create reports for different companies, years, or departments by changing a single cell reference.

Specify any time period. F9 understands terms like "January," "Year to Date," and "Quarter 1." F9 can also create reports for ranges less than a fiscal period, such as a week or even a weekend.

Create your report using F9's tools and Excel, or use F9's Wizards to help get you started.

Report

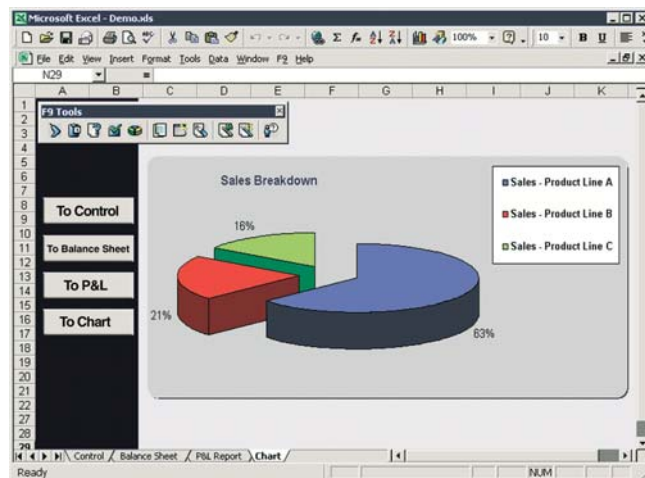
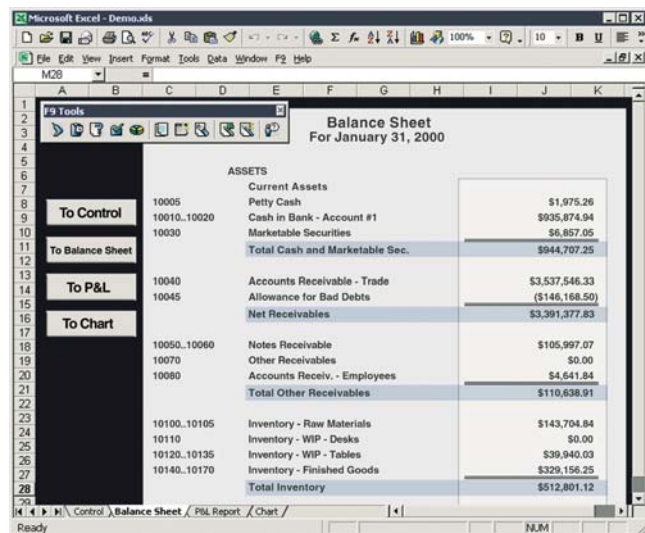
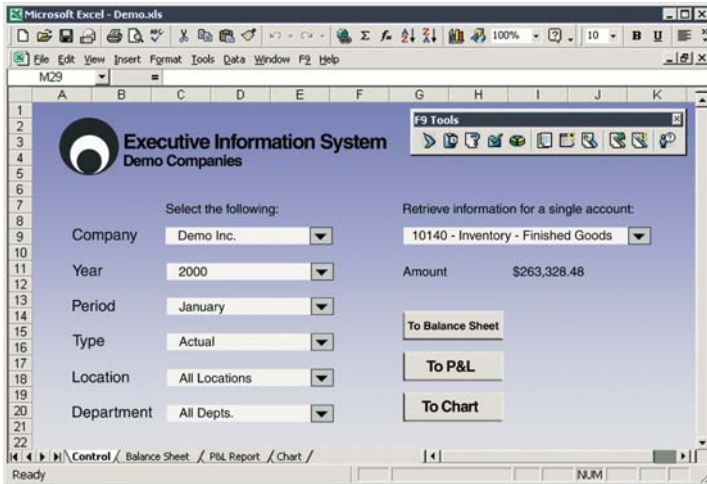
The toolbar gives you instant access to all of F9's powerful functions including Drill Down, Account Enquiry, and Chart.

F9's formulas keep you linked to your General Ledger. Update your data at the touch of a button. Drill on any balance to break down your numbers by account segment or individual transactions.

F9 brings in account descriptions right from your General Ledger. The descriptions update as you change accounts.

Analyze

Use Excel's functionality to add graphs, buttons and backgrounds to your reporting systems.



"You can't ask for anything easier in this world where everything is complex."

Jeff Kern, System Manager
Walt Disney World Swan
& Dolphin Hotels